



SECRETARIA DISTRITAL DE GOBIERNO  
FONDO DE DESARROLLO LOCAL DE SUMAPAZ

NIT No. 899.999.061-9

CGN2005\_001\_SALDOS\_Y\_MOVIMIENTOS

FECHA DE CORTE 30/09/2022

PERIODO DE MOVIMIENTO

(01 Octubre 2021 A 30 Septiembre 2022)

Cifras en pesos

CODIGO	CONCEPTO	SALDO INICIAL	MOVIMIENTO DEBITO	MOVIMIENTO CREDITO	SALDO FINAL	SALDO FINAL CORRIENTE	SALDO FINAL NO CORRIENTE
<b>100000</b>	<b>ACTIVO</b>	<b>49,023,790,190.00</b>	<b>74,057,934,288.08</b>	<b>53,658,695,619.08</b>	<b>69,423,028,859.00</b>	<b>62,035,619,347.00</b>	<b>7,387,409,512.00</b>
<b>130000</b>	<b>CUENTAS POR COBRAR</b>	<b>2,319,567.00</b>	<b>3,302,445,403.67</b>	<b>2,321,008.67</b>	<b>3,302,443,962.00</b>	<b>3,302,443,962.00</b>	<b>0.00</b>
133700	TRANSFERENCIAS POR COBRAR	0.00	3,296,443,962.00	0.00	3,296,443,962.00	3,296,443,962.00	0.00
133712	Otras transferencias	0.00	3,296,443,962.00	0.00	3,296,443,962.00	3,296,443,962.00	0.00
<b>138400</b>	<b>OTRAS CUENTAS POR COBRAR</b>	<b>2,321,008.67</b>	<b>6,000,000.00</b>	<b>2,321,008.67</b>	<b>6,000,000.00</b>	<b>6,000,000.00</b>	<b>0.00</b>
138432	Responsabilidades fiscales	2,321,008.67	0.00	2,321,008.67	0.00	0.00	0.00
138490	OTRAS CUENTAS POR COBRAR	0.00	6,000,000.00	0.00	6,000,000.00	6,000,000.00	0.00
<b>138600</b>	<b>DETERIORO ACUMULADO DE CUENTAS POR COBRAR (CR)</b>	<b>-1,441.67</b>	<b>1,441.67</b>	<b>0.00</b>	<b>0.00</b>	<b>0.00</b>	<b>0.00</b>
138614	CONTRIBUCIONES, TASAS E INGRESOS NO TRIBUTARIOS	-1,441.67	1,441.67	0.00	0.00	0.00	0.00
<b>150000</b>	<b>INVENTARIOS</b>	<b>356,430,028.00</b>	<b>5,352,055,539.41</b>	<b>5,002,547,001.41</b>	<b>705,938,566.00</b>	<b>705,938,566.00</b>	<b>0.00</b>
<b>151000</b>	<b>MERCANCIAS EN EXISTENCIA</b>	<b>356,430,028.00</b>	<b>5,352,055,539.41</b>	<b>5,002,547,001.41</b>	<b>705,938,566.00</b>	<b>705,938,566.00</b>	<b>0.00</b>
151004	IMPRESOS Y PUBLICACIONES	1,423,300.00	24,842,924.00	24,842,924.00	1,423,300.00	1,423,300.00	0.00
151030	Equipos de Comunicación y Computacion	49,713,935.00	271,141,845.00	19,328,757.00	301,527,023.00	301,527,023.00	0.00
151034	Elementos de protección y seguridad personal	0.00	92,608,478.00	92,608,478.00	0.00	0.00	0.00
151035	Repuestos, equipos férreos y otros	0.00	24,725,475.00	24,725,475.00	0.00	0.00	0.00
151036	Equipo de transporte	122,000,000.00	0.00	0.00	122,000,000.00	122,000,000.00	0.00
151037	Muebles y enseres	26,023,580.41	192,579,638.00	64,851,382.41	153,751,836.00	153,751,836.00	0.00
151039	Material didáctico	0.00	409,011,612.00	409,011,612.00	0.00	0.00	0.00
151041	Maquinaria y elementos de ferreteria	0.00	2,765,190,479.00	2,765,190,479.00	0.00	0.00	0.00
151042	Productos agropecuarios, de silvicultura, avicultura y pesca	0.00	43,647,920.00	43,647,920.00	0.00	0.00	0.00
151061	Materiales médico - quirúrgicos	627,132.00	55,040,776.00	55,040,776.00	627,132.00	627,132.00	0.00
151090	Otras mercancías en existencia	156,642,080.59	1,473,266,392.41	1,503,299,198.00	126,609,275.00	126,609,275.00	0.00
<b>160000</b>	<b>PROPIEDADES, PLANTA Y EQUIPO</b>	<b>7,859,660,516.00</b>	<b>713,014,894.00</b>	<b>1,268,599,330.00</b>	<b>7,304,076,080.00</b>	<b>0.00</b>	<b>7,304,076,080.00</b>
<b>160500</b>	<b>TERRENOS</b>	<b>249,118,816.00</b>	<b>0.00</b>	<b>0.00</b>	<b>249,118,816.00</b>	<b>0.00</b>	<b>249,118,816.00</b>
160502	Rurales	249,118,816.00	0.00	0.00	249,118,816.00	0.00	249,118,816.00
<b>163500</b>	<b>BIENES MUEBLES EN BODEGA</b>	<b>223,109,517.00</b>	<b>155,937,760.00</b>	<b>31,190,955.00</b>	<b>347,856,322.00</b>	<b>0.00</b>	<b>347,856,322.00</b>
163501	Maquinaria y Equipo	5,627,995.00	0.00	0.00	5,627,995.00	0.00	5,627,995.00
163503	Muebles, enseres y equipo de oficina	38,942,563.00	2,727,361.00	0.00	41,669,924.00	0.00	41,669,924.00
163504	Equipos de comunicación y computacion	178,538,959.00	8,520,400.00	31,190,955.00	155,868,404.00	0.00	155,868,404.00
163505	Equipos de transporte, traccion y E.	0.00	144,689,999.00	0.00	144,689,999.00	0.00	144,689,999.00
<b>163700</b>	<b>PROPIEDADES, PLANTA Y EQUIPO NO EXPLOTADO</b>	<b>34,083,664.00</b>	<b>390,550,754.00</b>	<b>161,053,561.00</b>	<b>263,580,857.00</b>	<b>0.00</b>	<b>263,580,857.00</b>
163707	Maquinaria y equipo	0.00	15,053,500.00	15,053,500.00	0.00	0.00	0.00
163709	Muebles, enseres y equipo de oficina	4,337,527.00	13,555,731.00	13,555,731.00	4,337,527.00	0.00	4,337,527.00
163710	Equipos de comunicación y computacion	29,746,137.00	30,441,523.00	17,444,330.00	42,743,330.00	0.00	42,743,330.00
163711	Equipos de transporte, traccion y elevacion	0.00	331,500,000.00	115,000,000.00	216,500,000.00	0.00	216,500,000.00
<b>164000</b>	<b>EDIFICACIONES</b>	<b>2,750,489,300.00</b>	<b>0.00</b>	<b>0.00</b>	<b>2,750,489,300.00</b>	<b>0.00</b>	<b>2,750,489,300.00</b>
164001	Edificios y casas	2,750,489,300.00	0.00	0.00	2,750,489,300.00	0.00	2,750,489,300.00
<b>165500</b>	<b>MAQUINARIA Y EQUIPO</b>	<b>2,491,259,155.00</b>	<b>0.00</b>	<b>15,053,500.00</b>	<b>2,476,205,655.00</b>	<b>0.00</b>	<b>2,476,205,655.00</b>
165501	Equipo de Construccion	2,460,083,779.00	0.00	0.00	2,460,083,779.00	0.00	2,460,083,779.00
165505	Equipo de Musica	8,321,876.00	0.00	0.00	8,321,876.00	0.00	8,321,876.00
165511	Herramientas y Accesorios	17,515,372.00	0.00	13,469,372.00	4,046,000.00	0.00	4,046,000.00
165590	Otra maquinaria y equipo	5,338,128.00	0.00	1,584,128.00	3,754,000.00	0.00	3,754,000.00
<b>166500</b>	<b>MUEBLES, ENSERES Y EQUIPO DE OFICINA</b>	<b>150,073,018.00</b>	<b>0.00</b>	<b>13,555,731.00</b>	<b>136,517,287.00</b>	<b>0.00</b>	<b>136,517,287.00</b>
166501	Muebles y enseres	8,546,834.00	0.00	0.00	8,546,834.00	0.00	8,546,834.00



ALCALDIA MAYOR  
DE BOGOTÁ D.C.  
GOBIERNO SEGURIDAD Y CONVIVENCIA  
Secretaría de Gobierno

SECRETARIA DISTRITAL DE GOBIERNO  
FONDO DE DESARROLLO LOCAL DE SUMAPAZ

NIT No. 899.999.061-9

CGN2005\_001\_SALDOS\_Y\_MOVIMIENTOS

FECHA DE CORTE 30/09/2022

PERIODO DE MOVIMIENTO

(01 Octubre 2021 A 30 Septiembre 2022)

Cifras en pesos

CODIGO	CONCEPTO	SALDO INICIAL	MOVIMIENTO DEBITO	MOVIMIENTO CREDITO	SALDO FINAL	SALDO FINAL CORRIENTE	SALDO FINAL NO CORRIENTE
166502	Equipo y maquina de oficina	141,526,184.00	0.00	13,555,731.00	127,970,453.00	0.00	127,970,453.00
<b>167000</b>	<b>EQUIPOS DE COMUNICACIÓN Y COMPUTACION</b>	<b>396,794,959.00</b>	<b>41,197,785.00</b>	<b>30,441,523.00</b>	<b>407,551,221.00</b>	<b>0.00</b>	<b>407,551,221.00</b>
167002	Equipos de computacion	396,794,959.00	41,197,785.00	30,441,523.00	407,551,221.00	0.00	407,551,221.00
<b>167500</b>	<b>EQUIPOS DE TRANSPORTE, TRACCION Y ELEVACION</b>	<b>3,883,008,622.00</b>	<b>0.00</b>	<b>281,500,000.00</b>	<b>3,601,508,622.00</b>	<b>0.00</b>	<b>3,601,508,622.00</b>
167502	Terrestre	3,883,008,622.00	0.00	281,500,000.00	3,601,508,622.00	0.00	3,601,508,622.00
<b>168000</b>	<b>EQUIPOS DE COMEDOR, COCINA, DES</b>	<b>9,556,200.00</b>	<b>0.00</b>	<b>0.00</b>	<b>9,556,200.00</b>	<b>0.00</b>	<b>9,556,200.00</b>
168002	Equipo de restaurante y cafetería	9,556,200.00	0.00	0.00	9,556,200.00	0.00	9,556,200.00
<b>168500</b>	<b>DEPRECIACION ACUMULADA PROPIEDAD, PLANTA Y EQUIPO (CR)</b>	<b>-2,327,832,735.00</b>	<b>125,328,595.00</b>	<b>735,804,060.00</b>	<b>-2,938,308,200.00</b>	<b>0.00</b>	<b>-2,938,308,200.00</b>
168501	Edificaciones	-206,286,705.00	0.00	55,009,788.00	-261,296,493.00	0.00	-261,296,493.00
168504	Maquinaria y equipo	-589,100,383.00	7,096,020.00	189,876,104.00	-771,880,467.00	0.00	-771,880,467.00
168506	Muebles, enseres y equipo de oficina	-58,756,812.00	4,794,808.00	18,025,692.00	-71,987,696.00	0.00	-71,987,696.00
168507	Equipos de comunicacion y computacion	-315,695,163.00	3,884,017.00	121,734,681.00	-433,545,827.00	0.00	-433,545,827.00
168508	Equipos de transporte, traccion y elevación	-1,154,410,097.00	109,553,750.00	350,202,175.00	-1,395,058,522.00	0.00	-1,395,058,522.00
168509	Equipos de comedor, cocina	-3,583,575.00	0.00	955,620.00	-4,539,195.00	0.00	-4,539,195.00
<b>170000</b>	<b>BIENES DE USO PUBLICO E HISTORICO Y C</b>	<b>5,892,612,324.00</b>	<b>244,930,694.00</b>	<b>6,054,209,586.00</b>	<b>83,333,432.00</b>	<b>0.00</b>	<b>83,333,432.00</b>
<b>171000</b>	<b>BIENES DE USO PUBLICO EN SERVICIO</b>	<b>7,993,376,254.00</b>	<b>0.00</b>	<b>5,720,875,722.00</b>	<b>2,272,500,532.00</b>	<b>0.00</b>	<b>2,272,500,532.00</b>
171001	Red carretera	6,863,336,623.00	0.00	5,196,667,337.00	1,666,669,286.00	0.00	1,666,669,286.00
171005	Parques Recreacionales	524,208,385.00	0.00	524,208,385.00	0.00	0.00	0.00
171090	Otros bienes de uso público en servicio	605,831,246.00	0.00	0.00	605,831,246.00	0.00	605,831,246.00
<b>178500</b>	<b>DEPRECIACION ACUM DE BIENES DE USO PÚBLICO (CR)</b>	<b>-2,100,763,930.00</b>	<b>244,930,694.00</b>	<b>333,333,864.00</b>	<b>-2,189,167,100.00</b>	<b>0.00</b>	<b>-2,189,167,100.00</b>
178501	Red carretera	-1,305,557,634.00	55,555,644.00	333,333,864.00	-1,583,335,854.00	0.00	-1,583,335,854.00
178505	Parques Recreacionales	-189,375,050.00	189,375,050.00	0.00	0.00	0.00	0.00
178590	Otros Bienes de Uso Publico	-605,831,246.00	0.00	0.00	-605,831,246.00	0.00	-605,831,246.00
<b>190000</b>	<b>OTROS ACTIVOS</b>	<b>34,912,767,755.00</b>	<b>64,445,487,757.00</b>	<b>41,331,018,693.00</b>	<b>58,027,236,819.00</b>	<b>58,027,236,819.00</b>	<b>0.00</b>
<b>190500</b>	<b>BIENES Y SERVICIOS PAGADOS POR ANTICIPADO</b>	<b>187,997,021.00</b>	<b>218,614,794.00</b>	<b>251,343,641.00</b>	<b>155,268,174.00</b>	<b>155,268,174.00</b>	<b>0.00</b>
190501	Seguros	187,997,021.00	218,614,794.00	251,343,641.00	155,268,174.00	155,268,174.00	0.00
<b>190600</b>	<b>AVANCES Y ANTICIPOS ENTREGADOS</b>	<b>4,395,749,465.00</b>	<b>651,881,385.00</b>	<b>2,702,114,643.00</b>	<b>2,345,516,207.00</b>	<b>2,345,516,207.00</b>	<b>0.00</b>
190604	ANTICIPO PARA ADQUISICION DE BIENES Y SERVICIOS	4,395,749,465.00	651,881,385.00	2,702,114,643.00	2,345,516,207.00	2,345,516,207.00	0.00
<b>190800</b>	<b>RECURSOS ENTREGADOS EN ADMINISTRACIÓN</b>	<b>30,329,021,269.00</b>	<b>63,574,991,578.00</b>	<b>38,377,560,409.00</b>	<b>55,526,452,438.00</b>	<b>55,526,452,438.00</b>	<b>0.00</b>
190801	EN ADMINISTRACION	30,329,021,269.00	63,574,991,578.00	38,377,560,409.00	55,526,452,438.00	55,526,452,438.00	0.00
<b>200000</b>	<b>PASIVO</b>	<b>906,043,875.00</b>	<b>6,172,189,206.00</b>	<b>11,472,119,696.00</b>	<b>6,205,974,365.00</b>	<b>6,205,974,365.00</b>	<b>0.00</b>
<b>240000</b>	<b>CUENTAS POR PAGAR</b>	<b>763,076,297.00</b>	<b>6,029,221,628.00</b>	<b>8,175,675,734.00</b>	<b>2,909,530,403.00</b>	<b>2,909,530,403.00</b>	<b>0.00</b>
<b>240100</b>	<b>ADQUISICION DE BIENES Y SERVICIOS NACIONALES</b>	<b>459,781,061.00</b>	<b>4,390,104,033.00</b>	<b>6,562,832,418.00</b>	<b>2,632,509,446.00</b>	<b>2,632,509,446.00</b>	<b>0.00</b>
240101	BIENES Y SERVICIOS	70,925,395.00	845,429,073.00	873,307,773.00	98,804,095.00	98,804,095.00	0.00
240102	PROYECTOS DE INVERSION	388,855,666.00	3,544,674,960.00	5,689,524,645.00	2,533,705,351.00	2,533,705,351.00	0.00
<b>243600</b>	<b>RETENCIÓN EN LA FUENTE E IMPUESTO DE TIMBRE</b>	<b>52,697,201.00</b>	<b>1,311,134,622.00</b>	<b>1,410,045,659.00</b>	<b>151,608,238.00</b>	<b>151,608,238.00</b>	<b>0.00</b>
243603	Honorarios	0.00	31,125,225.00	31,125,225.00	0.00	0.00	0.00
243605	Servicios	878,643.00	94,220,731.00	93,342,088.00	0.00	0.00	0.00
243606	Arrendamientos	0.00	214,200.00	214,200.00	0.00	0.00	0.00
243608	Compras	15,489,750.00	93,917,520.00	138,289,176.00	59,861,406.00	59,861,406.00	0.00
243615	Rentas de trabajo	0.00	116,434,360.00	116,434,360.00	0.00	0.00	0.00



SECRETARIA DISTRITAL DE GOBIERNO  
FONDO DE DESARROLLO LOCAL DE SUMAPAZ

NIT No. 899.999.061-9

CGN2005\_001\_SALDOS\_Y\_MOVIMIENTOS

FECHA DE CORTE 30/09/2022

PERIODO DE MOVIMIENTO

(01 Octubre 2021 A 30 Septiembre 2022)

Cifras en pesos

CODIGO	CONCEPTO	SALDO INICIAL	MOVIMIENTO DEBITO	MOVIMIENTO CREDITO	SALDO FINAL	SALDO FINAL CORRIENTE	SALDO FINAL NO CORRIENTE
243625	IMPUESTO A LAS VENTAS RETENIDO	10,579,836.00	183,624,791.00	217,251,733.00	44,206,778.00	44,206,778.00	0.00
243626	Contratos de construccion	0.00	209,900,057.00	209,900,057.00	0.00	0.00	0.00
243627	Retención de impuesto de industria y comercio por compras	25,748,972.00	202,042,281.00	223,833,363.00	47,540,054.00	47,540,054.00	0.00
243690	Otras Retenciones	0.00	379,655,457.00	379,655,457.00	0.00	0.00	0.00
<b>249000</b>	<b>OTRAS CUENTAS POR PAGAR</b>	<b>250,598,035.00</b>	<b>327,982,973.00</b>	<b>202,797,657.00</b>	<b>125,412,719.00</b>	<b>125,412,719.00</b>	<b>0.00</b>
249051	Servicios publicos	204,314,230.00	281,699,168.00	95,472,975.00	18,088,037.00	18,088,037.00	0.00
249055	Servicios	46,283,805.00	46,283,805.00	107,324,682.00	107,324,682.00	107,324,682.00	0.00
<b>270000</b>	<b>PROVISIONES</b>	<b>142,967,578.00</b>	<b>142,967,578.00</b>	<b>0.00</b>	<b>0.00</b>	<b>0.00</b>	<b>0.00</b>
<b>270100</b>	<b>LITIGIOS Y DEMANDAS</b>	<b>142,967,578.00</b>	<b>142,967,578.00</b>	<b>0.00</b>	<b>0.00</b>	<b>0.00</b>	<b>0.00</b>
270103	Administrativas	142,967,578.00	142,967,578.00	0.00	0.00	0.00	0.00
<b>290000</b>	<b>OTROS PASIVOS</b>	<b>0.00</b>	<b>0.00</b>	<b>3,296,443,962.00</b>	<b>3,296,443,962.00</b>	<b>3,296,443,962.00</b>	<b>0.00</b>
<b>299000</b>	<b>OTROS PASIVOS DIFERIDOS</b>	<b>0.00</b>	<b>0.00</b>	<b>3,296,443,962.00</b>	<b>3,296,443,962.00</b>	<b>3,296,443,962.00</b>	<b>0.00</b>
299002	INGRESO DIFERIDO POR TRANSFERENCIAS CONDICIONADAS	0.00	0.00	3,296,443,962.00	3,296,443,962.00	3,296,443,962.00	0.00
<b>300000</b>	<b>PATRIMONIO</b>	<b>47,389,193,909.40</b>	<b>11,943,462,146.60</b>	<b>5,940,367,915.20</b>	<b>41,386,099,678.00</b>	<b>0.00</b>	<b>41,386,099,678.00</b>
<b>310000</b>	<b>PATRIMONIO DE LAS ENTIDADES DE GOBIERNO</b>	<b>47,389,193,909.40</b>	<b>11,943,462,146.60</b>	<b>5,940,367,915.20</b>	<b>41,386,099,678.00</b>	<b>0.00</b>	<b>41,386,099,678.00</b>
<b>310500</b>	<b>CAPITAL FISCAL</b>	<b>21,490,427,099.79</b>	<b>0.00</b>	<b>0.00</b>	<b>21,490,427,099.79</b>	<b>0.00</b>	<b>21,490,427,099.79</b>
310506	CAPITAL FISCAL	21,490,427,099.79	0.00	0.00	21,490,427,099.79	0.00	21,490,427,099.79
<b>310900</b>	<b>RESULTADOS DE EJERCICIOS ANTERIORES</b>	<b>25,898,766,809.61</b>	<b>9,038,278,189.00</b>	<b>3,035,183,957.60</b>	<b>19,895,672,578.21</b>	<b>0.00</b>	<b>19,895,672,578.21</b>
310901	Utilidades o excedentes acumulados	25,898,766,809.61	9,038,278,189.00	3,035,183,957.60	19,895,672,578.21	0.00	19,895,672,578.21
<b>311000</b>	<b>RESULTADO DEL EJERCICIO</b>	<b>0.00</b>	<b>2,905,183,957.60</b>	<b>2,905,183,957.60</b>	<b>0.00</b>	<b>0.00</b>	<b>0.00</b>
311001	Utilidad o excedente del ejercicio	0.00	2,905,183,957.60	2,905,183,957.60	0.00	0.00	0.00
<b>400000</b>	<b>INGRESOS</b>	<b>16,743,652,046.67</b>	<b>33,457,446,673.67</b>	<b>63,728,546,782.00</b>	<b>47,014,752,155.00</b>	<b>0.00</b>	<b>47,014,752,155.00</b>
<b>440000</b>	<b>TRANSFERENCIAS</b>	<b>16,699,873,000.00</b>	<b>33,404,946,488.00</b>	<b>62,489,751,488.00</b>	<b>45,784,678,000.00</b>	<b>0.00</b>	<b>45,784,678,000.00</b>
<b>442800</b>	<b>OTRAS TRANSFERENCIAS</b>	<b>16,699,873,000.00</b>	<b>33,404,946,488.00</b>	<b>62,489,751,488.00</b>	<b>45,784,678,000.00</b>	<b>0.00</b>	<b>45,784,678,000.00</b>
442802	Para proyectos de inversion	15,603,373,000.00	31,206,746,000.00	59,068,055,000.00	43,464,682,000.00	0.00	43,464,682,000.00
442803	Para gastos de Funcionamiento	1,096,500,000.00	2,193,000,000.00	3,416,496,000.00	2,319,996,000.00	0.00	2,319,996,000.00
442808	Donaciones	0.00	5,200,488.00	5,200,488.00	0.00	0.00	0.00
<b>480000</b>	<b>OTROS INGRESOS</b>	<b>43,779,046.67</b>	<b>52,500,185.67</b>	<b>1,238,795,294.00</b>	<b>1,230,074,155.00</b>	<b>0.00</b>	<b>1,230,074,155.00</b>
<b>480200</b>	<b>FINANCIERO</b>	<b>47,738.67</b>	<b>955,866.67</b>	<b>8,154,689.00</b>	<b>7,246,561.00</b>	<b>0.00</b>	<b>7,246,561.00</b>
480232	Rendimientos sobre recursos entregados en administración	0.00	908,128.00	8,154,689.00	7,246,561.00	0.00	7,246,561.00
480233	Intereses de mora	47,738.67	47,738.67	0.00	0.00	0.00	0.00
<b>480500</b>	<b>FINANCIEROS</b>	<b>3,167,564.00</b>	<b>3,167,564.00</b>	<b>0.00</b>	<b>0.00</b>	<b>0.00</b>	<b>0.00</b>
480535	Rendimientos Depositos Admon	3,167,564.00	3,167,564.00	0.00	0.00	0.00	0.00
<b>480800</b>	<b>INGRESOS DIVERSOS</b>	<b>40,563,744.00</b>	<b>48,376,755.00</b>	<b>1,225,440,117.00</b>	<b>1,217,627,106.00</b>	<b>0.00</b>	<b>1,217,627,106.00</b>
480805	Ganancia por baja en cuentas de activos no financieros	0.00	0.00	188,098,800.00	188,098,800.00	0.00	188,098,800.00
480825	Sobrantes	507,391.00	507,391.00	0.00	0.00	0.00	0.00
480826	Recuperaciones	1,774,191.00	9,587,202.00	1,037,341,317.00	1,029,528,306.00	0.00	1,029,528,306.00
480828	Indemnizaciones	36,008,892.00	36,008,892.00	0.00	0.00	0.00	0.00
480829	Responsabilidades fiscales	2,273,270.00	2,273,270.00	0.00	0.00	0.00	0.00
<b>481000</b>	<b>EXTRAORDINARIOS</b>	<b>0.00</b>	<b>0.00</b>	<b>5,200,488.00</b>	<b>5,200,488.00</b>	<b>0.00</b>	<b>5,200,488.00</b>
481090	Otros Ingresos Extraordinarios	0.00	0.00	5,200,488.00	5,200,488.00	0.00	5,200,488.00
<b>500000</b>	<b>GASTOS</b>	<b>16,015,099,641.07</b>	<b>74,243,300,678.67</b>	<b>65,074,602,980.74</b>	<b>25,183,797,339.00</b>	<b>0.00</b>	<b>25,183,797,339.00</b>



ALCALDIA MAYOR  
DE BOGOTÁ D.C.  
GOBIERNO SEGURIDAD Y CONVIVENCIA  
Secretaría de Gobierno

SECRETARIA DISTRITAL DE GOBIERNO  
FONDO DE DESARROLLO LOCAL DE SUMAPAZ

NIT No. 899.999.061-9

CGN2005\_001\_SALDOS\_Y\_MOVIMIENTOS

FECHA DE CORTE 30/09/2022

PERIODO DE MOVIMIENTO

(01 Octubre 2021 A 30 Septiembre 2022)

Cifras en pesos

CODIGO	CONCEPTO	SALDO INICIAL	MOVIMIENTO DEBITO	MOVIMIENTO CREDITO	SALDO FINAL	SALDO FINAL CORRIENTE	SALDO FINAL NO CORRIENTE
<b>510000</b>	<b>DE ADMINISTRACIÓN Y OPERACIÓN</b>	<b>6,670,945,112.40</b>	<b>12,478,358,479.00</b>	<b>10,904,705,201.40</b>	<b>8,244,598,390.00</b>	<b>0.00</b>	<b>8,244,598,390.00</b>
<b>511100</b>	<b>GENERALES</b>	<b>6,670,945,112.40</b>	<b>12,478,358,479.00</b>	<b>10,904,705,201.40</b>	<b>8,244,598,390.00</b>	<b>0.00</b>	<b>8,244,598,390.00</b>
511113	Vigilancia y Seguridad	220,577,129.00	298,117,006.00	336,156,067.00	182,538,068.00	0.00	182,538,068.00
511114	Materiales y Suministros	734,757,383.00	509,952,791.00	1,218,668,272.00	26,041,902.00	0.00	26,041,902.00
511115	Mantenimiento	294,806,592.00	475,399,029.00	637,469,437.00	132,736,184.00	0.00	132,736,184.00
511117	Servicios Publicos	546,925,306.00	609,093,165.00	721,124,717.00	434,893,754.00	0.00	434,893,754.00
511118	Arrendamiento	2,975,000.00	5,355,000.00	7,140,000.00	1,190,000.00	0.00	1,190,000.00
511123	Comunicacion y Transporte	0.00	376,034,096.00	98,043,243.00	277,990,853.00	0.00	277,990,853.00
511125	Seguros Generales	212,792,577.00	346,946,074.00	299,278,368.00	260,460,283.00	0.00	260,460,283.00
511146	Combustibles y Lubricantes	253,530,633.00	475,360,164.00	389,685,655.00	339,205,142.00	0.00	339,205,142.00
511149	Servicios de aseo, cafetería, restaurante y lavandería	98,980,972.40	148,522,930.00	153,854,848.40	93,649,054.00	0.00	93,649,054.00
511155	Elementos de Aseo,Lavandería y Cafeteria	4,934,228.00	21,516,412.00	15,695,626.00	10,755,014.00	0.00	10,755,014.00
511165	Intangibles	43,435,710.00	70,977,868.00	43,435,710.00	70,977,868.00	0.00	70,977,868.00
511179	HONORARIOS	2,843,608,369.00	6,653,735,730.00	4,668,247,913.00	4,829,096,186.00	0.00	4,829,096,186.00
511180	SERVICIOS	1,413,621,213.00	2,487,348,214.00	2,315,905,345.00	1,585,064,082.00	0.00	1,585,064,082.00
<b>530000</b>	<b>DETERIORO, DEPRECIACIONES, AMORTIZACIONES Y PROVISIONES</b>	<b>805,272,524.67</b>	<b>1,069,184,221.00</b>	<b>1,072,823,531.67</b>	<b>801,633,214.00</b>	<b>0.00</b>	<b>801,633,214.00</b>
<b>534700</b>	<b>DETERIORO DE CUENTAS POR COBRAR</b>	<b>1,441.67</b>	<b>46,297.00</b>	<b>47,738.67</b>	<b>0.00</b>	<b>0.00</b>	<b>0.00</b>
534714	contribuciones, tasas e ingresos no tributarios	1,441.67	0.00	1,441.67	0.00	0.00	0.00
534790	Otras cuentas por cobrar	0.00	46,297.00	46,297.00	0.00	0.00	0.00
<b>536000</b>	<b>DEPRECIACION DE PROPIEDADES, PLANTA Y EQUIPO</b>	<b>551,887,096.00</b>	<b>735,804,096.00</b>	<b>736,058,340.00</b>	<b>551,632,816.00</b>	<b>0.00</b>	<b>551,632,816.00</b>
536001	Edificaciones	41,257,341.00	55,009,788.00	55,009,788.00	41,257,341.00	0.00	41,257,341.00
536004	Maquinaria y equipo	143,657,388.00	189,876,104.00	191,376,476.00	142,157,016.00	0.00	142,157,016.00
536006	Muebles, enseres y equipos de oficina	14,176,152.00	18,025,692.00	18,837,816.00	13,364,028.00	0.00	13,364,028.00
536007	Equipo de comunicacion y computacion	89,976,424.00	121,734,681.00	120,407,872.00	91,303,233.00	0.00	91,303,233.00
536008	Equipo de transporte, traccion y elevacion	262,103,076.00	350,202,175.00	349,470,768.00	262,834,483.00	0.00	262,834,483.00
536009	Equipo de comedor cocina despensa y hoteleria	716,715.00	955,620.00	955,620.00	716,715.00	0.00	716,715.00
<b>536400</b>	<b>DEPRECIACION DE BIENES DE USO PUBLICO</b>	<b>250,000,398.00</b>	<b>333,333,864.00</b>	<b>333,333,864.00</b>	<b>250,000,398.00</b>	<b>0.00</b>	<b>250,000,398.00</b>
536401	Red carretera	250,000,398.00	333,333,864.00	333,333,864.00	250,000,398.00	0.00	250,000,398.00
<b>536800</b>	<b>PROVISION LITIGIOS Y DEMANDAS</b>	<b>3,383,589.00</b>	<b>0.00</b>	<b>3,383,589.00</b>	<b>0.00</b>	<b>0.00</b>	<b>0.00</b>
536803	Administrativas	3,383,589.00	0.00	3,383,589.00	0.00	0.00	0.00
<b>550000</b>	<b>GASTO PUBLICO SOCIAL</b>	<b>8,538,882,004.00</b>	<b>27,153,539,907.00</b>	<b>19,628,109,659.00</b>	<b>16,064,312,252.00</b>	<b>0.00</b>	<b>16,064,312,252.00</b>
<b>550100</b>	<b>EDUCACION</b>	<b>101,416,434.00</b>	<b>141,890,650.00</b>	<b>101,416,434.00</b>	<b>141,890,650.00</b>	<b>0.00</b>	<b>141,890,650.00</b>
550105	Generales	0.00	10,289,152.00	0.00	10,289,152.00	0.00	10,289,152.00
550106	Asignación de bienes y servicios	101,416,434.00	131,601,498.00	101,416,434.00	131,601,498.00	0.00	131,601,498.00
<b>550200</b>	<b>SALUD</b>	<b>10,556,300.00</b>	<b>75,559,722.00</b>	<b>10,556,300.00</b>	<b>75,559,722.00</b>	<b>0.00</b>	<b>75,559,722.00</b>
550206	Asignación de bienes y servicios	10,556,300.00	75,559,722.00	10,556,300.00	75,559,722.00	0.00	75,559,722.00
<b>550400</b>	<b>VIVIENDA</b>	<b>112,539,721.00</b>	<b>2,186,927,721.00</b>	<b>829,612,496.00</b>	<b>1,469,854,946.00</b>	<b>0.00</b>	<b>1,469,854,946.00</b>
550406	Asignación de bienes y servicios	112,539,721.00	2,186,927,721.00	829,612,496.00	1,469,854,946.00	0.00	1,469,854,946.00
<b>550500</b>	<b>RECREACION Y DEPORTE</b>	<b>113,288,571.00</b>	<b>21,023,926.00</b>	<b>134,312,497.00</b>	<b>0.00</b>	<b>0.00</b>	<b>0.00</b>
550505	Generales	42,453,700.00	0.00	42,453,700.00	0.00	0.00	0.00
550506	Asignacion Bienes y Servicios	70,834,871.00	21,023,926.00	91,858,797.00	0.00	0.00	0.00
<b>550600</b>	<b>CULTURA</b>	<b>106,067,215.00</b>	<b>1,313,240,094.00</b>	<b>756,120,670.00</b>	<b>663,186,639.00</b>	<b>0.00</b>	<b>663,186,639.00</b>
550605	Generales	0.00	192,643,943.00	192,643,943.00	0.00	0.00	0.00
550606	Asignación Bienes y Servicios	106,067,215.00	1,120,596,151.00	563,476,727.00	663,186,639.00	0.00	663,186,639.00
<b>550700</b>	<b>DESARROLLO COMUNITARIO Y BIENESTAR SOCIAL</b>	<b>8,078,513,763.00</b>	<b>22,333,311,188.00</b>	<b>17,338,929,498.00</b>	<b>13,072,895,453.00</b>	<b>0.00</b>	<b>13,072,895,453.00</b>



ALCALDIA MAYOR  
DE BOGOTÁ D.C.  
GOBIERNO SEGURIDAD Y CONVIVENCIA  
Secretaría de Gobierno

SECRETARIA DISTRITAL DE GOBIERNO  
FONDO DE DESARROLLO LOCAL DE SUMAPAZ

NIT No. 899.999.061-9

CGN2005\_001\_SALDOS\_Y\_MOVIMIENTOS

FECHA DE CORTE 30/09/2022

PERIODO DE MOVIMIENTO

(01 Octubre 2021 A 30 Septiembre 2022)

Cifras en pesos

CODIGO	CONCEPTO	SALDO INICIAL	MOVIMIENTO DEBITO	MOVIMIENTO CREDITO	SALDO FINAL	SALDO FINAL CORRIENTE	SALDO FINAL NO CORRIENTE
550703	Contribuciones efectivas	0.00	1,048,731,166.00	1,048,731,166.00	0.00	0.00	0.00
550705	Generales	108,705,139.00	2,817,357,375.00	1,372,436,305.00	1,553,626,209.00	0.00	1,553,626,209.00
550706	Asignación Bienes y Servicios	7,969,808,624.00	18,467,222,647.00	14,917,762,027.00	11,519,269,244.00	0.00	11,519,269,244.00
<b>550800</b>	<b>MEDIO AMBIENTE</b>	<b>16,500,000.00</b>	<b>1,081,586,606.00</b>	<b>457,161,764.00</b>	<b>640,924,842.00</b>	<b>0.00</b>	<b>640,924,842.00</b>
550806	Estudios y proyectos	16,500,000.00	1,081,586,606.00	457,161,764.00	640,924,842.00	0.00	640,924,842.00
<b>580000</b>	<b>OTROS GASTOS</b>	<b>0.00</b>	<b>89,971,886.00</b>	<b>16,718,403.00</b>	<b>73,253,483.00</b>	<b>0.00</b>	<b>73,253,483.00</b>
<b>589000</b>	<b>GASTOS DIVERSOS</b>	<b>0.00</b>	<b>89,971,886.00</b>	<b>16,718,403.00</b>	<b>73,253,483.00</b>	<b>0.00</b>	<b>73,253,483.00</b>
589017	Perdidas en siniestros	0.00	32,000,000.00	0.00	32,000,000.00	0.00	32,000,000.00
589019	Pérdida por baja en cuentas de activos no financieros	0.00	57,971,886.00	16,718,403.00	41,253,483.00	0.00	41,253,483.00
<b>590000</b>	<b>CIERRE DE INGRESOS, GASTOS Y COSTOS</b>	<b>0.00</b>	<b>33,452,246,185.67</b>	<b>33,452,246,185.67</b>	<b>0.00</b>	<b>0.00</b>	<b>0.00</b>
<b>590500</b>	<b>CIERRE DE INGRESOS, GASTOS Y COSTOS</b>	<b>0.00</b>	<b>33,452,246,185.67</b>	<b>33,452,246,185.67</b>	<b>0.00</b>	<b>0.00</b>	<b>0.00</b>
590501	Cierre de Ingresos, Gastos y Costos	0.00	33,452,246,185.67	33,452,246,185.67	0.00	0.00	0.00
<b>800000</b>	<b>CUENTAS DE ORDEN DEUDORAS</b>	<b>0.00</b>	<b>96,334,684.62</b>	<b>96,334,684.62</b>	<b>0.00</b>	<b>0.00</b>	<b>0.00</b>
<b>830000</b>	<b>DEUDORAS DE CONTROL</b>	<b>0.00</b>	<b>52,211,092.31</b>	<b>44,123,592.31</b>	<b>8,087,500.00</b>	<b>0.00</b>	<b>8,087,500.00</b>
<b>831500</b>	<b>BIENES Y DERECHOS RETIRADOS</b>	<b>0.00</b>	<b>37,336,092.31</b>	<b>36,686,092.31</b>	<b>650,000.00</b>	<b>0.00</b>	<b>650,000.00</b>
831510	PROPIEDADES, PLANTA Y EQUIPO	0.00	37,336,092.31	36,686,092.31	650,000.00	0.00	650,000.00
<b>836100</b>	<b>RESPONSABILIDADES EN PROCESO</b>	<b>0.00</b>	<b>14,875,000.00</b>	<b>7,437,500.00</b>	<b>7,437,500.00</b>	<b>0.00</b>	<b>7,437,500.00</b>
836101	Internas	0.00	14,875,000.00	7,437,500.00	7,437,500.00	0.00	7,437,500.00
<b>890000</b>	<b>DEUDORAS POR CONTRA CR</b>	<b>0.00</b>	<b>44,123,592.31</b>	<b>52,211,092.31</b>	<b>-8,087,500.00</b>	<b>0.00</b>	<b>-8,087,500.00</b>
<b>891500</b>	<b>DEUDORAS DE CONTROL POR CONTRA (CR)</b>	<b>0.00</b>	<b>44,123,592.31</b>	<b>52,211,092.31</b>	<b>-8,087,500.00</b>	<b>0.00</b>	<b>-8,087,500.00</b>
891506	Bienes y derechos retirados	0.00	36,686,092.31	37,336,092.31	-650,000.00	0.00	-650,000.00
891521	Responsabilidades en proceso	0.00	7,437,500.00	14,875,000.00	-7,437,500.00	0.00	-7,437,500.00
<b>900000</b>	<b>CUENTAS DE ORDEN ACREEDORAS</b>	<b>0.00</b>	<b>5,852,133,101.00</b>	<b>5,852,133,101.00</b>	<b>0.00</b>	<b>0.00</b>	<b>0.00</b>
<b>910000</b>	<b>PASIVOS CONTINGENTES</b>	<b>1,826,485,994.00</b>	<b>2,776,121,300.00</b>	<b>2,980,309,277.00</b>	<b>2,030,673,971.00</b>	<b>0.00</b>	<b>2,030,673,971.00</b>
<b>912000</b>	<b>LITIGIOS Y MECANISMOS ALTERNATIVOS DE SOLUCIÓN DE CONFLICTOS</b>	<b>1,826,485,994.00</b>	<b>2,776,121,300.00</b>	<b>2,980,309,277.00</b>	<b>2,030,673,971.00</b>	<b>0.00</b>	<b>2,030,673,971.00</b>
912004	Administrativos	1,826,485,994.00	2,776,121,300.00	2,980,309,277.00	2,030,673,971.00	0.00	2,030,673,971.00
<b>930000</b>	<b>ACREEDORAS DE CONTROL</b>	<b>62,878,460.30</b>	<b>47,851,262.00</b>	<b>47,851,262.00</b>	<b>62,878,460.30</b>	<b>0.00</b>	<b>62,878,460.30</b>
<b>930600</b>	<b>BIENES RECIBIDOS EN CUSTODIA</b>	<b>62,878,460.30</b>	<b>0.00</b>	<b>0.00</b>	<b>62,878,460.30</b>	<b>0.00</b>	<b>62,878,460.30</b>
930690	Otros bienes recibidos en custodia	62,878,460.30	0.00	0.00	62,878,460.30	0.00	62,878,460.30
<b>939000</b>	<b>OTRAS CUENTA ACREEDORAS DE CONTROL</b>	<b>0.00</b>	<b>47,851,262.00</b>	<b>47,851,262.00</b>	<b>0.00</b>	<b>0.00</b>	<b>0.00</b>
939090	Otras cuentas acreedoras de control	0.00	47,851,262.00	47,851,262.00	0.00	0.00	0.00
<b>990000</b>	<b>ACREEDORAS POR CONTRA (DB)</b>	<b>-1,889,364,454.30</b>	<b>3,028,160,539.00</b>	<b>2,823,972,562.00</b>	<b>-2,093,552,431.30</b>	<b>0.00</b>	<b>-2,093,552,431.30</b>
<b>990500</b>	<b>PASIVOS CONTINGENTES POR CONTRA (DB)</b>	<b>-1,826,485,994.00</b>	<b>2,980,309,277.00</b>	<b>2,776,121,300.00</b>	<b>-2,030,673,971.00</b>	<b>0.00</b>	<b>-2,030,673,971.00</b>
990505	Litigios y mecanismos alternativos de solución de conflictos	-1,826,485,994.00	2,980,309,277.00	2,776,121,300.00	-2,030,673,971.00	0.00	-2,030,673,971.00
<b>991500</b>	<b>ACREEDORAS DE CONTROL POR CONTRA (DB)</b>	<b>-62,878,460.30</b>	<b>47,851,262.00</b>	<b>47,851,262.00</b>	<b>-62,878,460.30</b>	<b>0.00</b>	<b>-62,878,460.30</b>
991502	Bienes recibidos en custodia	-62,878,460.30	0.00	0.00	-62,878,460.30	0.00	-62,878,460.30
991590	Otras cuentas acreedoras de control	0.00	47,851,262.00	47,851,262.00	0.00	0.00	0.00
<b>TOTALES</b>		<b>0.00</b>	<b>205,822,800,778.64</b>	<b>205,822,800,778.64</b>	<b>0.00</b>		



ALCALDÍA MAYOR  
DE BOGOTÁ D.C.  
GOBIERNO SEGURIDAD Y CONVIVENCIA  
Secretaría de Gobierno

SECRETARIA DISTRITAL DE GOBIERNO  
FONDO DE DESARROLLO LOCAL DE SUMAPAZ

NIT No. 899.999.061-9


CGN2005\_001\_SALDOS\_Y\_MOVIMIENTOS


PERIODO DE MOVIMIENTO

(01 Octubre 2021 A 30 Septiembre 2022)

FECHA DE CORTE 30/09/2022

Cifras en pesos

  
SEBASTIAN SALDARRIAGA  
ALCALDE LOCAL

  
GUSTAVO ADOLFO CAÑON VEGA  
CONTADOR  
7300-T



ALCALDIA MAYOR  
DE BOGOTÁ D.C.  
GOBIERNO SEGURIDAD Y CONVIVENCIA  
Secretaría de Gobierno

SECRETARIA DISTRITAL DE GOBIERNO  
FONDO DE DESARROLLO LOCAL DE SUMAPAZ

NIT No. 899.999.061-9

CGN2005\_001\_SALDOS\_Y\_MOVIMIENTOS

FECHA DE CORTE 30/09/2022

PERIODO DE MOVIMIENTO

(01 Julio 2022 A 30 Septiembre 2022)

Cifras en pesos

CODIGO	CONCEPTO	SALDO INICIAL	MOVIMIENTO DEBITO	MOVIMIENTO CREDITO	SALDO FINAL	SALDO FINAL CORRIENTE	SALDO FINAL NO CORRIENTE
<b>100000</b>	<b>ACTIVO</b>	<b>33,308,756,462.00</b>	<b>46,971,923,374.41</b>	<b>10,857,650,977.41</b>	<b>69,423,028,859.00</b>	<b>62,035,619,347.00</b>	<b>7,387,409,512.00</b>
<b>130000</b>	<b>CUENTAS POR COBRAR</b>	<b>3,302,443,962.00</b>	<b>0.00</b>	<b>0.00</b>	<b>3,302,443,962.00</b>	<b>3,302,443,962.00</b>	<b>0.00</b>
133700	TRANSFERENCIAS POR COBRAR	3,296,443,962.00	0.00	0.00	3,296,443,962.00	3,296,443,962.00	0.00
133712	Otras transferencias	3,296,443,962.00	0.00	0.00	3,296,443,962.00	3,296,443,962.00	0.00
<b>138400</b>	<b>OTRAS CUENTAS POR COBRAR</b>	<b>6,000,000.00</b>	<b>0.00</b>	<b>0.00</b>	<b>6,000,000.00</b>	<b>6,000,000.00</b>	<b>0.00</b>
138490	OTRAS CUENTAS POR COBRAR	6,000,000.00	0.00	0.00	6,000,000.00	6,000,000.00	0.00
<b>150000</b>	<b>INVENTARIOS</b>	<b>318,249,929.00</b>	<b>956,758,807.41</b>	<b>569,070,170.41</b>	<b>705,938,566.00</b>	<b>705,938,566.00</b>	<b>0.00</b>
<b>151000</b>	<b>MERCANCIAS EN EXISTENCIA</b>	<b>318,249,929.00</b>	<b>956,758,807.41</b>	<b>569,070,170.41</b>	<b>705,938,566.00</b>	<b>705,938,566.00</b>	<b>0.00</b>
151004	IMPRESOS Y PUBLICACIONES	1,423,300.00	158,224.00	158,224.00	1,423,300.00	1,423,300.00	0.00
151030	Equipos de Comunicacion y Computacion	64,932,695.00	246,309,085.00	9,714,757.00	301,527,023.00	301,527,023.00	0.00
151034	Elementos de protección y seguridad personal	0.00	19,865,468.00	19,865,468.00	0.00	0.00	0.00
151035	Repuestos, equipos férreos y otros	0.00	9,800,000.00	9,800,000.00	0.00	0.00	0.00
151036	Equipo de transporte	122,000,000.00	0.00	0.00	122,000,000.00	122,000,000.00	0.00
151037	Muebles y enseres	26,023,580.41	192,579,638.00	64,851,382.41	153,751,836.00	153,751,836.00	0.00
151039	Material didáctico	0.00	44,666,991.00	44,666,991.00	0.00	0.00	0.00
151041	Maquinaria y elementos de ferretería	2,657,527.00	32,937,461.00	35,594,988.00	0.00	0.00	0.00
151061	Materiales médico - quirúrgicos	627,132.00	42,999,896.00	42,999,896.00	627,132.00	627,132.00	0.00
151090	Otras mercancías en existencia	100,585,694.59	367,442,044.41	341,418,464.00	126,609,275.00	126,609,275.00	0.00
<b>160000</b>	<b>PROPIEDADES, PLANTA Y EQUIPO</b>	<b>7,527,104,092.00</b>	<b>108,240,000.00</b>	<b>331,268,012.00</b>	<b>7,304,076,080.00</b>	<b>0.00</b>	<b>7,304,076,080.00</b>
<b>160500</b>	<b>TERRENOS</b>	<b>249,118,816.00</b>	<b>0.00</b>	<b>0.00</b>	<b>249,118,816.00</b>	<b>0.00</b>	<b>249,118,816.00</b>
160502	Rurales	249,118,816.00	0.00	0.00	249,118,816.00	0.00	249,118,816.00
<b>163500</b>	<b>BIENES MUEBLES EN BODEGA</b>	<b>347,856,322.00</b>	<b>0.00</b>	<b>0.00</b>	<b>347,856,322.00</b>	<b>0.00</b>	<b>347,856,322.00</b>
163501	Maquinaria y Equipo	5,627,995.00	0.00	0.00	5,627,995.00	0.00	5,627,995.00
163503	Muebles, enseres y equipo de oficina	41,669,924.00	0.00	0.00	41,669,924.00	0.00	41,669,924.00
163504	Equipos de comunicación y computacion	155,868,404.00	0.00	0.00	155,868,404.00	0.00	155,868,404.00
163505	Equipos de transporte, traccion y E.	144,689,999.00	0.00	0.00	144,689,999.00	0.00	144,689,999.00
<b>163700</b>	<b>PROPIEDADES, PLANTA Y EQUIPO NO EXPLOTADO</b>	<b>261,925,857.00</b>	<b>73,797,500.00</b>	<b>72,142,500.00</b>	<b>263,580,857.00</b>	<b>0.00</b>	<b>263,580,857.00</b>
163709	Muebles, enseres y equipo de oficina	4,337,527.00	0.00	0.00	4,337,527.00	0.00	4,337,527.00
163710	Equipos de comunicación y computacion	41,088,330.00	8,797,500.00	7,142,500.00	42,743,330.00	0.00	42,743,330.00
163711	Equipos de transporte, traccion y elevacion	216,500,000.00	65,000,000.00	65,000,000.00	216,500,000.00	0.00	216,500,000.00
<b>164000</b>	<b>EDIFICACIONES</b>	<b>2,750,489,300.00</b>	<b>0.00</b>	<b>0.00</b>	<b>2,750,489,300.00</b>	<b>0.00</b>	<b>2,750,489,300.00</b>
164001	Edificios y casas	2,750,489,300.00	0.00	0.00	2,750,489,300.00	0.00	2,750,489,300.00
<b>165500</b>	<b>MAQUINARIA Y EQUIPO</b>	<b>2,476,205,655.00</b>	<b>0.00</b>	<b>0.00</b>	<b>2,476,205,655.00</b>	<b>0.00</b>	<b>2,476,205,655.00</b>
165501	Equipo de Construccion	2,460,083,779.00	0.00	0.00	2,460,083,779.00	0.00	2,460,083,779.00
165505	Equipo de Musica	8,321,876.00	0.00	0.00	8,321,876.00	0.00	8,321,876.00
165511	Herramientas y Accesorios	4,046,000.00	0.00	0.00	4,046,000.00	0.00	4,046,000.00
165590	Otra maquinaria y equipo	3,754,000.00	0.00	0.00	3,754,000.00	0.00	3,754,000.00
<b>166500</b>	<b>MUEBLES, ENSERES Y EQUIPO DE OFICINA</b>	<b>136,517,287.00</b>	<b>0.00</b>	<b>0.00</b>	<b>136,517,287.00</b>	<b>0.00</b>	<b>136,517,287.00</b>
166501	Muebles y enseres	8,546,834.00	0.00	0.00	8,546,834.00	0.00	8,546,834.00
166502	Equipo y maquina de oficina	127,970,453.00	0.00	0.00	127,970,453.00	0.00	127,970,453.00
<b>167000</b>	<b>EQUIPOS DE COMUNICACIÓN Y COMPUTACION</b>	<b>409,206,221.00</b>	<b>7,142,500.00</b>	<b>8,797,500.00</b>	<b>407,551,221.00</b>	<b>0.00</b>	<b>407,551,221.00</b>
167002	Equipos de computacion	409,206,221.00	7,142,500.00	8,797,500.00	407,551,221.00	0.00	407,551,221.00
<b>167500</b>	<b>EQUIPOS DE TRANSPORTE, TRACCION Y ELEVACION</b>	<b>3,666,508,622.00</b>	<b>0.00</b>	<b>65,000,000.00</b>	<b>3,601,508,622.00</b>	<b>0.00</b>	<b>3,601,508,622.00</b>
167502	Terrestre	3,666,508,622.00	0.00	65,000,000.00	3,601,508,622.00	0.00	3,601,508,622.00
<b>168000</b>	<b>EQUIPOS DE COMEDOR, COCINA, DES</b>	<b>9,556,200.00</b>	<b>0.00</b>	<b>0.00</b>	<b>9,556,200.00</b>	<b>0.00</b>	<b>9,556,200.00</b>
168002	Equipo de restaurante y cafeteria	9,556,200.00	0.00	0.00	9,556,200.00	0.00	9,556,200.00



SECRETARIA DISTRITAL DE GOBIERNO  
FONDO DE DESARROLLO LOCAL DE SUMAPAZ

NIT No. 899.999.061-9

CGN2005\_001\_SALDOS\_Y\_MOVIMIENTOS

FECHA DE CORTE 30/09/2022

PERIODO DE MOVIMIENTO

(01 Julio 2022 A 30 Septiembre 2022)

Cifras en pesos

CODIGO	CONCEPTO	SALDO INICIAL	MOVIMIENTO DEBITO	MOVIMIENTO CREDITO	SALDO FINAL	SALDO FINAL CORRIENTE	SALDO FINAL NO CORRIENTE
<b>168500</b>	<b>DEPRECIACION ACUMULADA PROPIEDAD, PLANTA Y EQUIPO (CR)</b>	<b>-2,780,280,188.00</b>	<b>27,300,000.00</b>	<b>185,328,012.00</b>	<b>-2,938,308,200.00</b>	<b>0.00</b>	<b>-2,938,308,200.00</b>
168501	Edificaciones	-247,544,046.00	0.00	13,752,447.00	-261,296,493.00	0.00	-261,296,493.00
168504	Maquinaria y equipo	-724,494,795.00	0.00	47,385,672.00	-771,880,467.00	0.00	-771,880,467.00
168506	Muebles, enseres y equipo de oficina	-67,533,020.00	0.00	4,454,676.00	-71,987,696.00	0.00	-71,987,696.00
168507	Equipos de comunicacion y computacion	-403,060,232.00	0.00	30,485,595.00	-433,545,827.00	0.00	-433,545,827.00
168508	Equipos de transporte, traccion y elevación	-1,333,347,805.00	27,300,000.00	89,010,717.00	-1,395,058,522.00	0.00	-1,395,058,522.00
168509	Equipos de comedor, cocina	-4,300,290.00	0.00	238,905.00	-4,539,195.00	0.00	-4,539,195.00
<b>170000</b>	<b>BIENES DE USO PUBLICO E HISTORICO Y C</b>	<b>166,666,898.00</b>	<b>0.00</b>	<b>83,333,466.00</b>	<b>83,333,432.00</b>	<b>0.00</b>	<b>83,333,432.00</b>
<b>171000</b>	<b>BIENES DE USO PUBLICO EN SERVICIO</b>	<b>2,272,500,532.00</b>	<b>0.00</b>	<b>0.00</b>	<b>2,272,500,532.00</b>	<b>0.00</b>	<b>2,272,500,532.00</b>
171001	Red carretera	1,666,669,286.00	0.00	0.00	1,666,669,286.00	0.00	1,666,669,286.00
171090	Otros bienes de uso público en servicio	605,831,246.00	0.00	0.00	605,831,246.00	0.00	605,831,246.00
<b>178500</b>	<b>DEPRECIACION ACUM DE BIENES DE USO PÚBLICO (CR)</b>	<b>-2,105,833,634.00</b>	<b>0.00</b>	<b>83,333,466.00</b>	<b>-2,189,167,100.00</b>	<b>0.00</b>	<b>-2,189,167,100.00</b>
178501	Red carretera	-1,500,002,388.00	0.00	83,333,466.00	-1,583,335,854.00	0.00	-1,583,335,854.00
178590	Otros Bienes de Uso Publico	-605,831,246.00	0.00	0.00	-605,831,246.00	0.00	-605,831,246.00
<b>190000</b>	<b>OTROS ACTIVOS</b>	<b>21,994,291,581.00</b>	<b>45,906,924,567.00</b>	<b>9,873,979,329.00</b>	<b>58,027,236,819.00</b>	<b>58,027,236,819.00</b>	<b>0.00</b>
<b>190500</b>	<b>BIENES Y SERVICIOS PAGADOS POR ANTICIPADO</b>	<b>95,116,552.00</b>	<b>117,861,715.00</b>	<b>57,710,093.00</b>	<b>155,268,174.00</b>	<b>155,268,174.00</b>	<b>0.00</b>
190501	Seguros	95,116,552.00	117,861,715.00	57,710,093.00	155,268,174.00	155,268,174.00	0.00
<b>190600</b>	<b>AVANCES Y ANTICIPOS ENTREGADOS</b>	<b>3,287,190,914.00</b>	<b>0.00</b>	<b>941,674,707.00</b>	<b>2,345,516,207.00</b>	<b>2,345,516,207.00</b>	<b>0.00</b>
190604	ANTICIPO PARA ADQUISICION DE BIENES Y SERVICIOS	3,287,190,914.00	0.00	941,674,707.00	2,345,516,207.00	2,345,516,207.00	0.00
<b>190800</b>	<b>RECURSOS ENTREGADOS EN ADMINISTRACIÓN EN ADMINISTRACION</b>	<b>18,611,984,115.00</b>	<b>45,789,062,852.00</b>	<b>8,874,594,529.00</b>	<b>55,526,452,438.00</b>	<b>55,526,452,438.00</b>	<b>0.00</b>
190801	EN ADMINISTRACION	18,611,984,115.00	45,789,062,852.00	8,874,594,529.00	55,526,452,438.00	55,526,452,438.00	0.00
<b>200000</b>	<b>PASIVO</b>	<b>5,866,660,795.00</b>	<b>1,157,643,743.00</b>	<b>1,496,957,313.00</b>	<b>6,205,974,365.00</b>	<b>6,205,974,365.00</b>	<b>0.00</b>
<b>240000</b>	<b>CUENTAS POR PAGAR</b>	<b>2,570,216,833.00</b>	<b>1,157,643,743.00</b>	<b>1,496,957,313.00</b>	<b>2,909,530,403.00</b>	<b>2,909,530,403.00</b>	<b>0.00</b>
<b>240100</b>	<b>ADQUISICION DE BIENES Y SERVICIOS NACIONALES</b>	<b>2,412,121,530.00</b>	<b>841,596,922.00</b>	<b>1,061,984,838.00</b>	<b>2,632,509,446.00</b>	<b>2,632,509,446.00</b>	<b>0.00</b>
240101	BIENES Y SERVICIOS	158,882,064.00	145,515,053.00	85,437,084.00	98,804,095.00	98,804,095.00	0.00
240102	PROYECTOS DE INVERSION	2,253,239,466.00	696,081,869.00	976,547,754.00	2,533,705,351.00	2,533,705,351.00	0.00
<b>243600</b>	<b>RETENCIÓN EN LA FUENTE E IMPUESTO DE TIMBRE</b>	<b>132,113,166.00</b>	<b>308,152,721.00</b>	<b>327,647,793.00</b>	<b>151,608,238.00</b>	<b>151,608,238.00</b>	<b>0.00</b>
243603	Honorarios	0.00	12,052,705.00	12,052,705.00	0.00	0.00	0.00
243605	Servicios	0.00	27,895,987.00	27,895,987.00	0.00	0.00	0.00
243606	Arrendamientos	0.00	47,600.00	47,600.00	0.00	0.00	0.00
243608	Compras	48,238,766.00	12,023,174.00	23,645,814.00	59,861,406.00	59,861,406.00	0.00
243615	Rentas de trabajo	0.00	32,134,296.00	32,134,296.00	0.00	0.00	0.00
243625	IMPUESTO A LAS VENTAS RETENIDO	41,891,555.00	39,566,314.00	41,881,537.00	44,206,778.00	44,206,778.00	0.00
243626	Contratos de construccion	0.00	56,788,472.00	56,788,472.00	0.00	0.00	0.00
243627	Retención de impuesto de industria y comercio por compras	41,982,845.00	49,095,956.00	54,653,165.00	47,540,054.00	47,540,054.00	0.00
243690	Otras Retenciones	0.00	78,548,217.00	78,548,217.00	0.00	0.00	0.00
<b>249000</b>	<b>OTRAS CUENTAS POR PAGAR</b>	<b>25,982,137.00</b>	<b>7,894,100.00</b>	<b>107,324,682.00</b>	<b>125,412,719.00</b>	<b>125,412,719.00</b>	<b>0.00</b>
249051	Servicios publicos	25,982,137.00	7,894,100.00	0.00	18,088,037.00	18,088,037.00	0.00
249055	Servicios	0.00	0.00	107,324,682.00	107,324,682.00	107,324,682.00	0.00
<b>290000</b>	<b>OTROS PASIVOS</b>	<b>3,296,443,962.00</b>	<b>0.00</b>	<b>0.00</b>	<b>3,296,443,962.00</b>	<b>3,296,443,962.00</b>	<b>0.00</b>
<b>299000</b>	<b>OTROS PASIVOS DIFERIDOS</b>	<b>3,296,443,962.00</b>	<b>0.00</b>	<b>0.00</b>	<b>3,296,443,962.00</b>	<b>3,296,443,962.00</b>	<b>0.00</b>





ALCALDÍA MAYOR  
DE BOGOTÁ D.C.  
GOBIERNO SEGURIDAD Y CONVIVENCIA  
Secretaría de Gobierno

SECRETARIA DISTRITAL DE GOBIERNO  
FONDO DE DESARROLLO LOCAL DE SUMAPAZ

NIT No. 899.999.061-9

CGN2005\_001\_SALDOS\_Y\_MOVIMIENTOS

FECHA DE CORTE 30/09/2022

PERIODO DE MOVIMIENTO

(01 Julio 2022 A 30 Septiembre 2022)

Cifras en pesos

CODIGO	CONCEPTO	SALDO INICIAL	MOVIMIENTO DEBITO	MOVIMIENTO CREDITO	SALDO FINAL	SALDO FINAL CORRIENTE	SALDO FINAL NO CORRIENTE
299002	INGRESO DIFERIDO POR TRANSFERENCIAS CONDICIONADAS	3,296,443,962.00	0.00	0.00	3,296,443,962.00	3,296,443,962.00	0.00
<b>300000</b>	<b>PATRIMONIO</b>	<b>41,386,099,678.00</b>	<b>0.00</b>	<b>0.00</b>	<b>41,386,099,678.00</b>	<b>0.00</b>	<b>41,386,099,678.00</b>
<b>310000</b>	<b>PATRIMONIO DE LAS ENTIDADES DE GOBIERNO</b>	<b>41,386,099,678.00</b>	<b>0.00</b>	<b>0.00</b>	<b>41,386,099,678.00</b>	<b>0.00</b>	<b>41,386,099,678.00</b>
310500	CAPITAL FISCAL	21,490,427,099.79	0.00	0.00	21,490,427,099.79	0.00	21,490,427,099.79
310506	CAPITAL FISCAL	21,490,427,099.79	0.00	0.00	21,490,427,099.79	0.00	21,490,427,099.79
310900	RESULTADOS DE EJERCICIOS ANTERIORES	19,895,672,578.21	0.00	0.00	19,895,672,578.21	0.00	19,895,672,578.21
310901	Utilidades o excedentes acumulados	19,895,672,578.21	0.00	0.00	19,895,672,578.21	0.00	19,895,672,578.21
<b>400000</b>	<b>INGRESOS</b>	<b>1,228,366,194.00</b>	<b>0.00</b>	<b>45,786,385,961.00</b>	<b>47,014,752,155.00</b>	<b>0.00</b>	<b>47,014,752,155.00</b>
<b>440000</b>	<b>TRANSFERENCIAS</b>	<b>0.00</b>	<b>0.00</b>	<b>45,784,678,000.00</b>	<b>45,784,678,000.00</b>	<b>0.00</b>	<b>45,784,678,000.00</b>
<b>442800</b>	<b>OTRAS TRANSFERENCIAS</b>	<b>0.00</b>	<b>0.00</b>	<b>45,784,678,000.00</b>	<b>45,784,678,000.00</b>	<b>0.00</b>	<b>45,784,678,000.00</b>
442802	Para proyectos de inversion	0.00	0.00	43,464,682,000.00	43,464,682,000.00	0.00	43,464,682,000.00
442803	Para gastos de Funcionamiento	0.00	0.00	2,319,996,000.00	2,319,996,000.00	0.00	2,319,996,000.00
<b>480000</b>	<b>OTROS INGRESOS</b>	<b>1,228,366,194.00</b>	<b>0.00</b>	<b>1,707,961.00</b>	<b>1,230,074,155.00</b>	<b>0.00</b>	<b>1,230,074,155.00</b>
<b>480200</b>	<b>FINANCIERO</b>	<b>6,041,633.00</b>	<b>0.00</b>	<b>1,204,928.00</b>	<b>7,246,561.00</b>	<b>0.00</b>	<b>7,246,561.00</b>
480232	Rendimientos sobre recursos entregados en administración	6,041,633.00	0.00	1,204,928.00	7,246,561.00	0.00	7,246,561.00
<b>480800</b>	<b>INGRESOS DIVERSOS</b>	<b>1,217,124,073.00</b>	<b>0.00</b>	<b>503,033.00</b>	<b>1,217,627,106.00</b>	<b>0.00</b>	<b>1,217,627,106.00</b>
480805	Ganancia por baja en cuentas de activos no financieros	188,098,800.00	0.00	0.00	188,098,800.00	0.00	188,098,800.00
480826	Recuperaciones	1,029,025,273.00	0.00	503,033.00	1,029,528,306.00	0.00	1,029,528,306.00
<b>481000</b>	<b>EXTRAORDINARIOS</b>	<b>5,200,488.00</b>	<b>0.00</b>	<b>0.00</b>	<b>5,200,488.00</b>	<b>0.00</b>	<b>5,200,488.00</b>
481090	Otros Ingresos Extraordinarios	5,200,488.00	0.00	0.00	5,200,488.00	0.00	5,200,488.00
<b>500000</b>	<b>GASTOS</b>	<b>15,172,370,205.00</b>	<b>10,027,855,308.00</b>	<b>16,428,174.00</b>	<b>25,183,797,339.00</b>	<b>0.00</b>	<b>25,183,797,339.00</b>
<b>510000</b>	<b>DE ADMINISTRACIÓN Y OPERACIÓN</b>	<b>4,800,432,676.00</b>	<b>3,455,145,062.00</b>	<b>10,979,348.00</b>	<b>8,244,598,390.00</b>	<b>0.00</b>	<b>8,244,598,390.00</b>
<b>511100</b>	<b>GENERALES</b>	<b>4,800,432,676.00</b>	<b>3,455,145,062.00</b>	<b>10,979,348.00</b>	<b>8,244,598,390.00</b>	<b>0.00</b>	<b>8,244,598,390.00</b>
511113	Vigilancia y Seguridad	92,216,912.00	90,321,156.00	0.00	182,538,068.00	0.00	182,538,068.00
511114	Materiales y Suministros	4,646,820.00	21,619,416.00	224,334.00	26,041,902.00	0.00	26,041,902.00
511115	Mantenimiento	111,559,731.00	21,176,453.00	0.00	132,736,184.00	0.00	132,736,184.00
511117	Servicios Públicos	198,298,757.00	236,594,997.00	0.00	434,893,754.00	0.00	434,893,754.00
511118	Arrendamiento	0.00	1,190,000.00	0.00	1,190,000.00	0.00	1,190,000.00
511123	Comunicacion y Transporte	70,968,761.00	207,022,092.00	0.00	277,990,853.00	0.00	277,990,853.00
511125	Seguros Generales	174,878,884.00	85,581,399.00	0.00	260,460,283.00	0.00	260,460,283.00
511146	Combustibles y Lubricantes	244,585,089.00	94,620,053.00	0.00	339,205,142.00	0.00	339,205,142.00
511149	Servicios de aseo, cafetería, restaurante y lavandería	37,419,662.00	56,229,392.00	0.00	93,649,054.00	0.00	93,649,054.00
511155	Elementos de Aseo,Lavandería y Cafeteria	0.00	21,510,028.00	10,755,014.00	10,755,014.00	0.00	10,755,014.00
511165	Intangibles	4,668,528.00	66,309,340.00	0.00	70,977,868.00	0.00	70,977,868.00
511179	HONORARIOS	2,862,460,823.00	1,966,635,363.00	0.00	4,829,096,186.00	0.00	4,829,096,186.00
511180	SERVICIOS	998,728,709.00	586,335,373.00	0.00	1,585,064,082.00	0.00	1,585,064,082.00
<b>530000</b>	<b>DETERIORO, DEPRECIACIONES, AMORTIZACIONES Y PROVISIONES</b>	<b>532,971,736.00</b>	<b>268,661,478.00</b>	<b>0.00</b>	<b>801,633,214.00</b>	<b>0.00</b>	<b>801,633,214.00</b>
<b>536000</b>	<b>DEPRECIACION DE PROPIEDADES, PLANTA Y EQUIPO</b>	<b>366,304,804.00</b>	<b>185,328,012.00</b>	<b>0.00</b>	<b>551,632,816.00</b>	<b>0.00</b>	<b>551,632,816.00</b>
536001	Edificaciones	27,504,894.00	13,752,447.00	0.00	41,257,341.00	0.00	41,257,341.00
536004	Maquinaria y equipo	94,771,344.00	47,385,672.00	0.00	142,157,016.00	0.00	142,157,016.00
536006	Muebles, enseres y equipos de oficina	8,909,352.00	4,454,676.00	0.00	13,364,028.00	0.00	13,364,028.00



ALCALDIA MAYOR  
DE BOGOTÁ D.C.  
GOBIERNO SEGURIDAD Y CONVIVENCIA  
Secretaría de Gobierno

SECRETARIA DISTRITAL DE GOBIERNO  
FONDO DE DESARROLLO LOCAL DE SUMAPAZ

NIT No. 899.999.061-9

CGN2005\_001\_SALDOS\_Y\_MOVIMIENTOS

FECHA DE CORTE 30/09/2022

PERIODO DE MOVIMIENTO

(01 Julio 2022 A 30 Septiembre 2022)

Cifras en pesos

CODIGO	CONCEPTO	SALDO INICIAL	MOVIMIENTO DEBITO	MOVIMIENTO CREDITO	SALDO FINAL	SALDO FINAL CORRIENTE	SALDO FINAL NO CORRIENTE
536007	Equipo de comunicacion y computacion	60,817,638.00	30,485,595.00	0.00	91,303,233.00	0.00	91,303,233.00
536008	Equipo de transporte, traccion y elevacion	173,823,766.00	89,010,717.00	0.00	262,834,483.00	0.00	262,834,483.00
536009	Equipo de comedor cocina despensa y hoteleria	477,810.00	238,905.00	0.00	716,715.00	0.00	716,715.00
<b>536400</b>	<b>DEPRECIACION DE BIENES DE USO PUBLICO</b>	<b>166,666,932.00</b>	<b>83,333,466.00</b>	<b>0.00</b>	<b>250,000,398.00</b>	<b>0.00</b>	<b>250,000,398.00</b>
536401	Red carretera	166,666,932.00	83,333,466.00	0.00	250,000,398.00	0.00	250,000,398.00
<b>550000</b>	<b>GASTO PUBLICO SOCIAL</b>	<b>9,803,412,310.00</b>	<b>6,266,348,768.00</b>	<b>5,448,826.00</b>	<b>16,064,312,252.00</b>	<b>0.00</b>	<b>16,064,312,252.00</b>
<b>550100</b>	<b>EDUCACION</b>	<b>113,001,056.00</b>	<b>28,889,594.00</b>	<b>0.00</b>	<b>141,890,650.00</b>	<b>0.00</b>	<b>141,890,650.00</b>
550105	Generales	10,289,152.00	0.00	0.00	10,289,152.00	0.00	10,289,152.00
550106	Asignación de bienes y servicios	102,711,904.00	28,889,594.00	0.00	131,601,498.00	0.00	131,601,498.00
<b>550200</b>	<b>SALUD</b>	<b>75,559,722.00</b>	<b>0.00</b>	<b>0.00</b>	<b>75,559,722.00</b>	<b>0.00</b>	<b>75,559,722.00</b>
550206	Asignación de bienes y servicios	75,559,722.00	0.00	0.00	75,559,722.00	0.00	75,559,722.00
<b>550400</b>	<b>VIVIENDA</b>	<b>1,469,854,946.00</b>	<b>0.00</b>	<b>0.00</b>	<b>1,469,854,946.00</b>	<b>0.00</b>	<b>1,469,854,946.00</b>
550406	Asignación de bienes y servicios	1,469,854,946.00	0.00	0.00	1,469,854,946.00	0.00	1,469,854,946.00
<b>550600</b>	<b>CULTURA</b>	<b>337,435,200.00</b>	<b>325,751,439.00</b>	<b>0.00</b>	<b>663,186,639.00</b>	<b>0.00</b>	<b>663,186,639.00</b>
550606	Asignación Bienes y Servicios	337,435,200.00	325,751,439.00	0.00	663,186,639.00	0.00	663,186,639.00
<b>550700</b>	<b>DESARROLLO COMUNITARIO Y BIENESTAR SOCIAL</b>	<b>7,444,619,200.00</b>	<b>5,633,725,079.00</b>	<b>5,448,826.00</b>	<b>13,072,895,453.00</b>	<b>0.00</b>	<b>13,072,895,453.00</b>
550705	Generales	786,409,830.00	767,216,379.00	0.00	1,553,626,209.00	0.00	1,553,626,209.00
550706	Asignación Bienes y Servicios	6,658,209,370.00	4,866,508,700.00	5,448,826.00	11,519,269,244.00	0.00	11,519,269,244.00
<b>550800</b>	<b>MEDIO AMBIENTE</b>	<b>362,942,186.00</b>	<b>277,982,656.00</b>	<b>0.00</b>	<b>640,924,842.00</b>	<b>0.00</b>	<b>640,924,842.00</b>
550806	Estudios y proyectos	362,942,186.00	277,982,656.00	0.00	640,924,842.00	0.00	640,924,842.00
<b>580000</b>	<b>OTROS GASTOS</b>	<b>35,553,483.00</b>	<b>37,700,000.00</b>	<b>0.00</b>	<b>73,253,483.00</b>	<b>0.00</b>	<b>73,253,483.00</b>
<b>589000</b>	<b>GASTOS DIVERSOS</b>	<b>35,553,483.00</b>	<b>37,700,000.00</b>	<b>0.00</b>	<b>73,253,483.00</b>	<b>0.00</b>	<b>73,253,483.00</b>
589017	Perdidas en siniestros	32,000,000.00	0.00	0.00	32,000,000.00	0.00	32,000,000.00
589019	Pérdida por baja en cuentas de activos no financieros	3,553,483.00	37,700,000.00	0.00	41,253,483.00	0.00	41,253,483.00
<b>800000</b>	<b>CUENTAS DE ORDEN DEUDORAS</b>	<b>0.00</b>	<b>650,000.00</b>	<b>650,000.00</b>	<b>0.00</b>	<b>0.00</b>	<b>0.00</b>
<b>830000</b>	<b>DEUDORAS DE CONTROL</b>	<b>7,437,500.00</b>	<b>650,000.00</b>	<b>0.00</b>	<b>8,087,500.00</b>	<b>0.00</b>	<b>8,087,500.00</b>
<b>831500</b>	<b>BIENES Y DERECHOS RETIRADOS</b>	<b>0.00</b>	<b>650,000.00</b>	<b>0.00</b>	<b>650,000.00</b>	<b>0.00</b>	<b>650,000.00</b>
831510	PROPIEDADES, PLANTA Y EQUIPO	0.00	650,000.00	0.00	650,000.00	0.00	650,000.00
<b>836100</b>	<b>RESPONSABILDADES EN PROCESO</b>	<b>7,437,500.00</b>	<b>0.00</b>	<b>0.00</b>	<b>7,437,500.00</b>	<b>0.00</b>	<b>7,437,500.00</b>
836101	Internas	7,437,500.00	0.00	0.00	7,437,500.00	0.00	7,437,500.00
<b>890000</b>	<b>DEUDORAS POR CONTRA CR</b>	<b>-7,437,500.00</b>	<b>0.00</b>	<b>650,000.00</b>	<b>-8,087,500.00</b>	<b>0.00</b>	<b>-8,087,500.00</b>
<b>891500</b>	<b>DEUDORAS DE CONTROL POR CONTRA (CR)</b>	<b>-7,437,500.00</b>	<b>0.00</b>	<b>650,000.00</b>	<b>-8,087,500.00</b>	<b>0.00</b>	<b>-8,087,500.00</b>
891506	Bienes y derechos retirados	0.00	0.00	650,000.00	-650,000.00	0.00	-650,000.00
891521	Responsabilidades en proceso	-7,437,500.00	0.00	0.00	-7,437,500.00	0.00	-7,437,500.00
<b>900000</b>	<b>CUENTAS DE ORDEN ACREEDORAS</b>	<b>0.00</b>	<b>77,848,123.00</b>	<b>77,848,123.00</b>	<b>0.00</b>	<b>0.00</b>	<b>0.00</b>
<b>910000</b>	<b>PASIVOS CONTINGENTES</b>	<b>2,000,677,110.00</b>	<b>0.00</b>	<b>29,996,861.00</b>	<b>2,030,673,971.00</b>	<b>0.00</b>	<b>2,030,673,971.00</b>
<b>912000</b>	<b>LITIGIOS Y MECANISMOS ALTERNATIVOS DE SOLUCIÓN DE CONFLICTOS</b>	<b>2,000,677,110.00</b>	<b>0.00</b>	<b>29,996,861.00</b>	<b>2,030,673,971.00</b>	<b>0.00</b>	<b>2,030,673,971.00</b>
912004	Administrativos	2,000,677,110.00	0.00	29,996,861.00	2,030,673,971.00	0.00	2,030,673,971.00
<b>930000</b>	<b>ACREEDORAS DE CONTROL</b>	<b>110,729,722.30</b>	<b>47,851,262.00</b>	<b>0.00</b>	<b>62,878,460.30</b>	<b>0.00</b>	<b>62,878,460.30</b>
<b>930600</b>	<b>BIENES RECIBIDOS EN CUSTODIA</b>	<b>62,878,460.30</b>	<b>0.00</b>	<b>0.00</b>	<b>62,878,460.30</b>	<b>0.00</b>	<b>62,878,460.30</b>
930690	Otros bienes recibidos en custodia	62,878,460.30	0.00	0.00	62,878,460.30	0.00	62,878,460.30
<b>939000</b>	<b>OTRAS CUENTA ACREEDORAS DE CONTROL</b>	<b>47,851,262.00</b>	<b>47,851,262.00</b>	<b>0.00</b>	<b>0.00</b>	<b>0.00</b>	<b>0.00</b>
939090	Otras cuentas acreedoras de control	47,851,262.00	47,851,262.00	0.00	0.00	0.00	0.00
<b>990000</b>	<b>ACREEDORAS POR CONTRA (DB)</b>	<b>-2,111,406,832.30</b>	<b>29,996,861.00</b>	<b>47,851,262.00</b>	<b>-2,093,552,431.30</b>	<b>0.00</b>	<b>-2,093,552,431.30</b>
<b>990500</b>	<b>PASIVOS CONTINGENTES POR CONTRA (DB)</b>	<b>-2,000,677,110.00</b>	<b>29,996,861.00</b>	<b>0.00</b>	<b>-2,030,673,971.00</b>	<b>0.00</b>	<b>-2,030,673,971.00</b>



ALCALDÍA MAYOR  
DE BOGOTÁ D.C.  
GOBIERNO SEGURIDAD Y CONVIVENCIA  
Secretaría de Gobierno

SECRETARIA DISTRITAL DE GOBIERNO  
FONDO DE DESARROLLO LOCAL DE SUMAPAZ

NIT No. 899.999.061-9

CGN2005\_001\_SALDOS\_Y\_MOVIMIENTOS


FECHA DE CORTE 30/09/2022

PERIODO DE MOVIMIENTO

(01 Julio 2022 A 30 Septiembre 2022)

Cifras en pesos

CODIGO	CONCEPTO	SALDO INICIAL	MOVIMIENTO DEBITO	MOVIMIENTO CREDITO	SALDO FINAL	SALDO FINAL CORRIENTE	SALDO FINAL NO CORRIENTE
990505	Litigios y mecanismos alternativos de solución de conflictos	-2,000,677,110.00	29,996,861.00	0.00	-2,030,673,971.00	0.00	-2,030,673,971.00
<b>991500</b>	<b>ACREEDORAS DE CONTROL POR CONTRA (DB)</b>	<b>-110,729,722.30</b>	<b>0.00</b>	<b>47,851,262.00</b>	<b>-62,878,460.30</b>	<b>0.00</b>	<b>-62,878,460.30</b>
991502	Bienes recibidos en custodia	-62,878,460.30	0.00	0.00	-62,878,460.30	0.00	-62,878,460.30
991590	Otras cuentas acreedoras de control	-47,851,262.00	0.00	47,851,262.00	0.00	0.00	0.00
TOTALES		0.00	58,235,920,548.41	58,235,920,548.41	0.00		

  
SEBASTIAN SALDANA  
ALCALDE LOCAL

  
GUSTAVO ADOLFO CAÑON VEGA  
CONTADOR  
7300-T